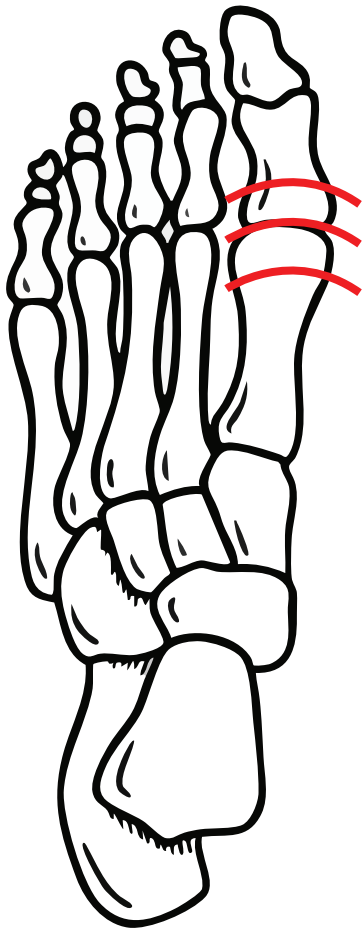
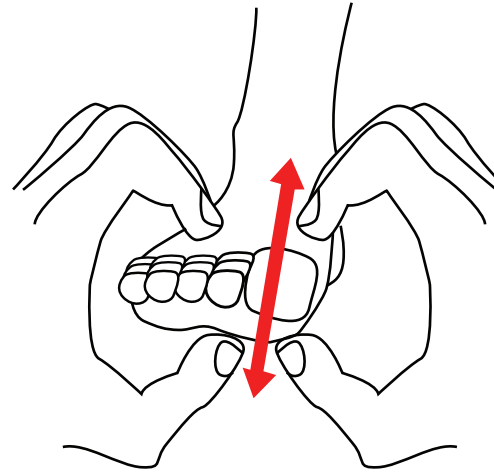


ODE / Orthosis Design Exam© 1st Ray Pathology



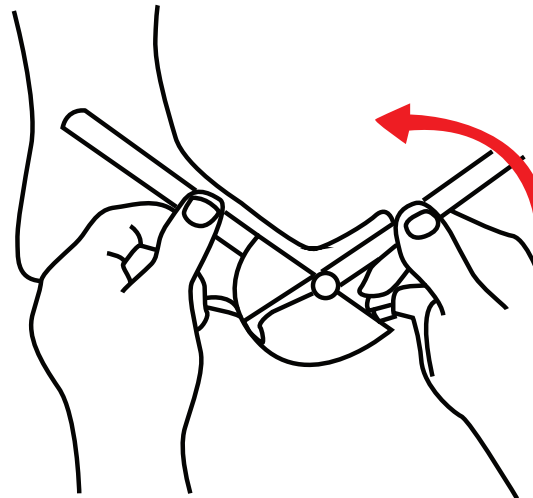
1

- Long
 - ☐ Use 1st Ray Cut Out/ Reverse Morton's Extension
- Normal
 - ☐ N/A
- Short
 - ☐ Reduceable: Use 1st Ray Cut Out/ Reverse Morton's Extension
 - ☐ Non-Reduceable: Use Morton's Extension (Supersedes All)



2

- Elevate
 - ☐ Reduceable: Use 1st Ray Cut Out
 - ☐ Non-Reduceable: Use Morton's Extension
- Normal
 - ☐ N/A
- Plantarflexed
 - ☐ Flexible N/A
 - ☐ Rigid: Met Cut Out/ Reverse Morton's Extension



3

- Normal
 - ☐ N/A
- Limited
 - ☐ Functional; Use 1st Ray Cut Reverse Morton's Extension
- Rigid
 - ☐ Rigid: Use Morton's Extension (Supersedes All)

Quality that performs

www.performlab.com

Performance

ORTHOTIC LABORATORIES

ESTD. 1984